

1 2 3 4 5 6

A

B

C

D

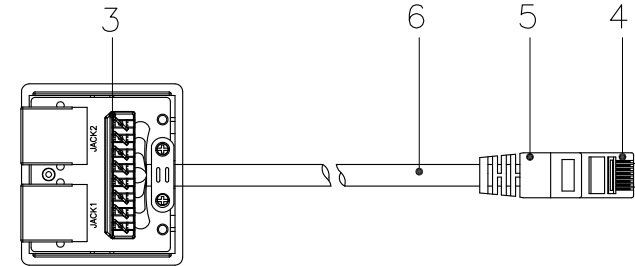
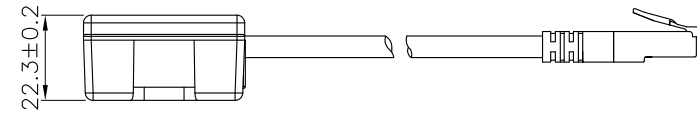
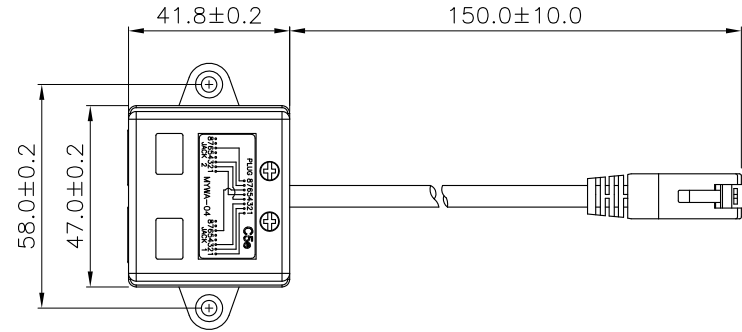
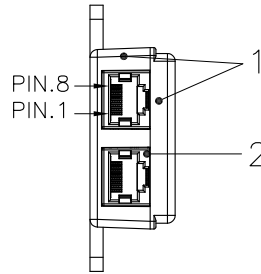
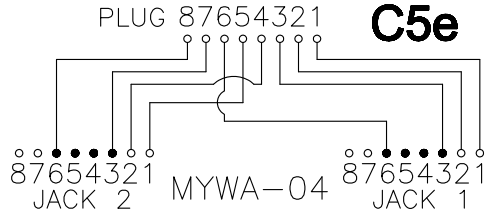
A

B

C

D

Wiring information



Specification:

Material :

1. Top & Bottom case : ABS, UL94 HB.
2. RJ45 JACK Housing & Contact :
 - 2-1. Housing : PBT, UL 94-V0.
 - 2-2. Material : Phosphor bronze with nickel plated.
 - 2-3. Finish : 50 micro-inch gold plated on plug contact area.
3. IDC :
 - 3-1. Housing : PC, UL 94-V2.
 - 3-2. Terminal : Phosphor bronze with tin plated.
4. RJ45 Plug Contact :
 - 4-1. Housing : PC, UL 94-V2.
 - 4-2. Material : Phosphor bronze with nickel plated.
 - 4-3. Finish : 50 micro-inch gold plated on plug contact area.
5. Assembly Type : Narrow Molded, White PVC.
6. Cable Type : (UTP)Unshielded Twisted Pair, 24 AWG Stranded Conductor.
7. PCB : FR4, UL 94-V0.

Performance :

- a. Operation Temperature : -10°C to 60°C. (ISO/IEC 11801-1, ANSI/TIA 568.2-D:2018)
- b. Insertion Force : 20N max. (IEC 60603-7-4)
- c. Retention Strength : 7.7 kgs between Jack and Plug.
- d. Durability : 750 cycles Plug-Jack mating and unmating test, insertion cycles at 20 cycles/minute max Contact resistance test per 100 cycles.

GENERAL TOLERANCE OF DIMENSIONS X.XXX ±0.005 X.XX ±0.05 X.X ±0.1	DRAWING	03.MAY.2021	WESLEY	SECOMP	
	CHECK	03.MAY.2021	DAY		
	APPROVAL	03.MAY.2021	FRANK		
		DATE	NAME		ITEM NO.: 21.99.3045
	SCALE	1/2 (A4)	UNIT	mm	DES.: VALUE T-Adapter Cat.5e, UTP
	DRAWING NO. SECOMP MYWA04-C5E-XX(SA2)		DRAWING CLASSIFICATION		S SHEET 1 OF 1

1 2 3 4 5 6

0 3 4 10cm 5 6