

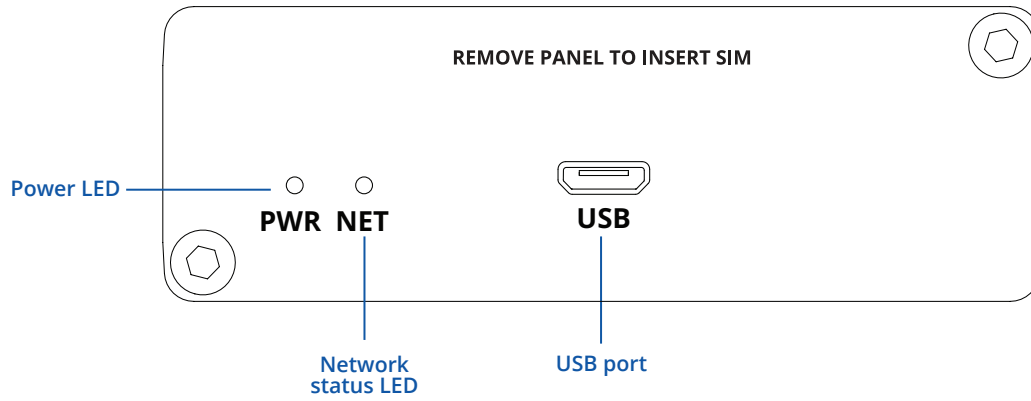


TRM250

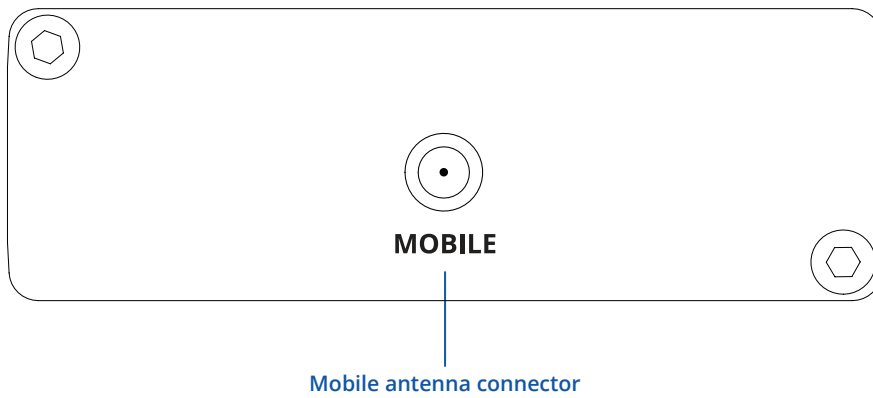


HARDWARE

FRONT VIEW



BACK VIEW



FEATURES

MOBILE

Mobile module	LTE (Cat M1) / NB-IoT / EGPRS
---------------	-------------------------------

POWER

Connector	microUSB
Input voltage range	5V - powered via microUSB
Power consumption	3.6 W Max

PHYSICAL INTERFACES

Status LEDs	1 x Power LED, 1 x Network LED, 1 x LTE LED
SIM	1 x SIM slot (Mini SIM – 2FF), 1.8 V/3 V
Power	1x microUSB
Antennas	1 x SMA for LTE
Dimensions (W x H x D)	74.5 x 25 x 64.5 mm

PHYSICAL SPECIFICATION

Casing material	Aluminum housing
Weight	130 g
Mounting options	DIN rail, Flat surface

OPERATING ENVIRONMENT

Operating temperature	-40 °C to 75 °C
Operating humidity	10% to 90% non-condensing
Ingress Protection Rating	IP30






TRM SOFTWARE

Management Software	Windows Connection Manager (NDIS driver)
USB Driver	Windows 7/8/8.1/10, Windows CE 5.0/6.0, Linux 2.6/3.x/4.1~4.14, Android 4.x/5.x/6.x/7.x/8.x
RIL Driver	Android 4.x/5.x/6.x/7.x/8.x
NDIS Driver	Windows 7/8/8.1/10
Gobinet Driver	Linux 2.6/3.x/4.1~4.14
Linux Driver	3.x (3.4 and later)/4.1~4.14

WHAT'S IN THE BOX?

STANDARD PACKAGE CONTAINS

- TRM250
- 1x LTE antenna (swivel, SMA male)
- Micro-USB cable (0.8 m)
- 1x hex key
- QSG (Quick Start Guide)
- Packaging box

 <p>TRM250</p>	 <p>1 X MOBILE ANTENNA (SWIVEL, SMA MALE)</p>	 <p>MICRO-USB CABLE (0.8 M)</p>
 <p>1 X HEX KEY</p>	 <p>QSG</p>	

STANDARD ORDER CODES

PRODUCT CODE	HS CODE	HTS CODE	PACKAGE CONTAINS
RUT240 06E000	851762	8517.62.00	Standard Package

For more information on all available packaging options – please contact us directly.

AVAILABLE VERSIONS

PRODUCT CODE	REGION (OPERATOR)	FREQUENCY
TRM250 0*****	Global ¹	<ul style="list-style-type: none"> • 4G (LTE-FDD): B1, B2, B3, B4, B5, B8, B12, B13, B18, B19, B20, B26, B28 • 4G (LTE-TDD): B39 (for Cat M1 only) • 2G: 850, 900, 1800, 1900 MHz

The price and lead-times for region (operator) specific versions may vary. For more information please contact us.

* - Versions for other regions are under development.

1 - Regional availability - excluding Russia & Belarus.

TRM250 SPATIAL MEASUREMENTS & WEIGHT

MAIN MEASUREMENTS

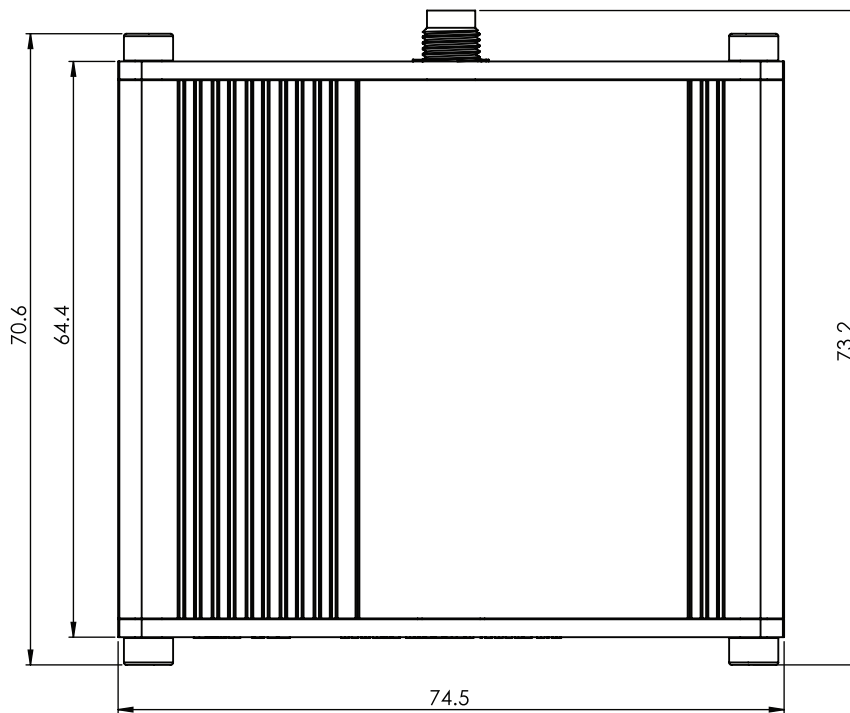
W x H x D dimensions for TRM250:

Device housing*:	74.5 x 25 x 64.5 mm
Box:	173 x 71 x 148 mm

*Housing measurements are presented without antenna connectors and screws; for measurements of other device elements look to the sections below.

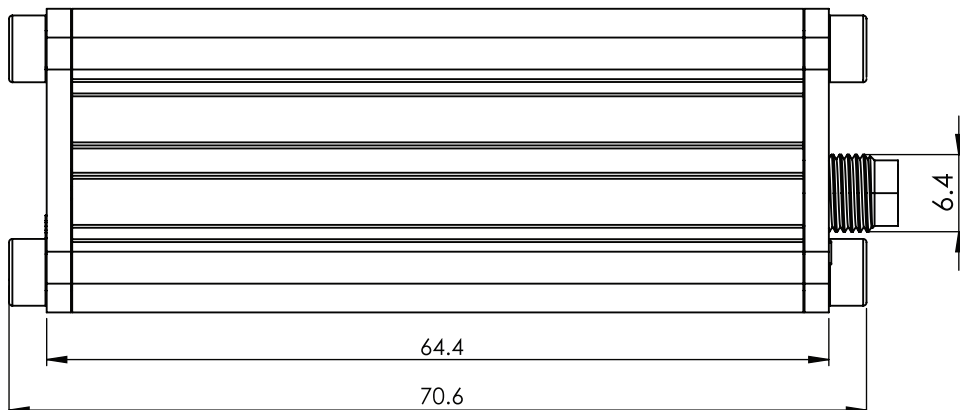
TOP VIEW

The figure below depicts the measurements of TRM250 and its components as seen from the top:



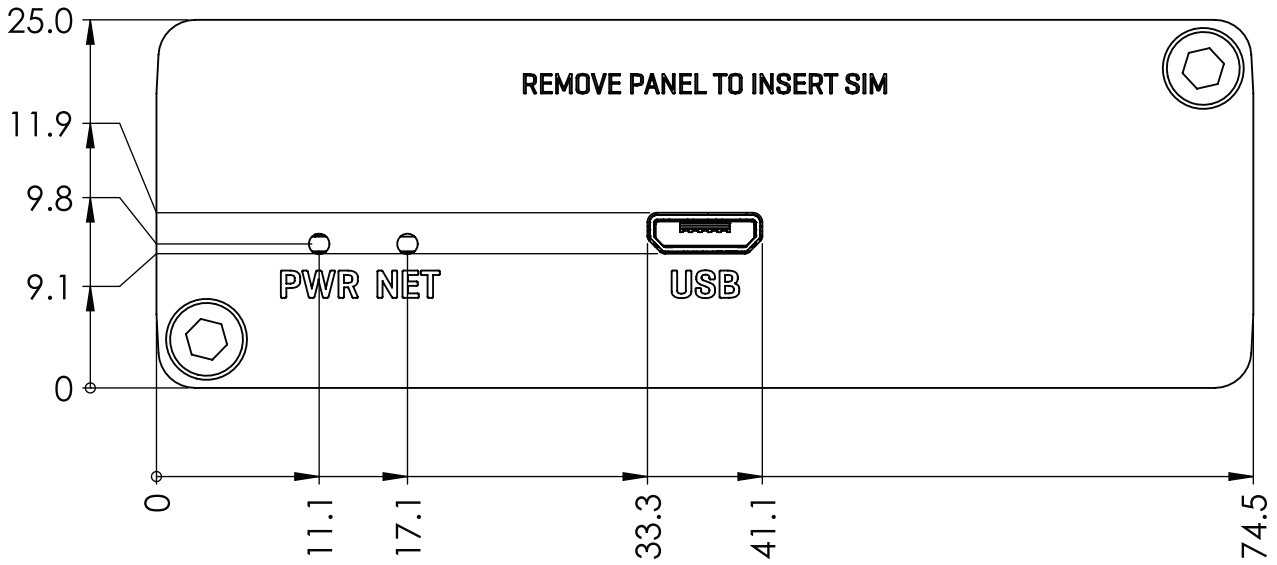
RIGHT VIEW

The figure below depicts the measurements of TRM250 and its components as seen from the right side:



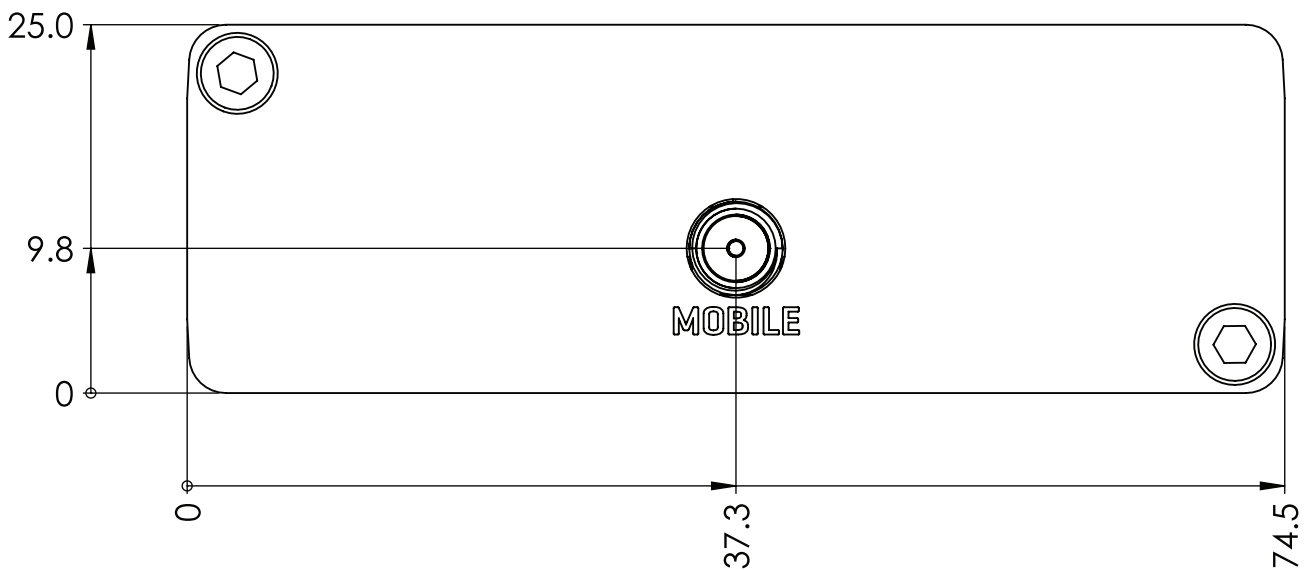
FRONT VIEW

The figure below depicts the measurements of TRM250 and its components as seen from the front panel side:



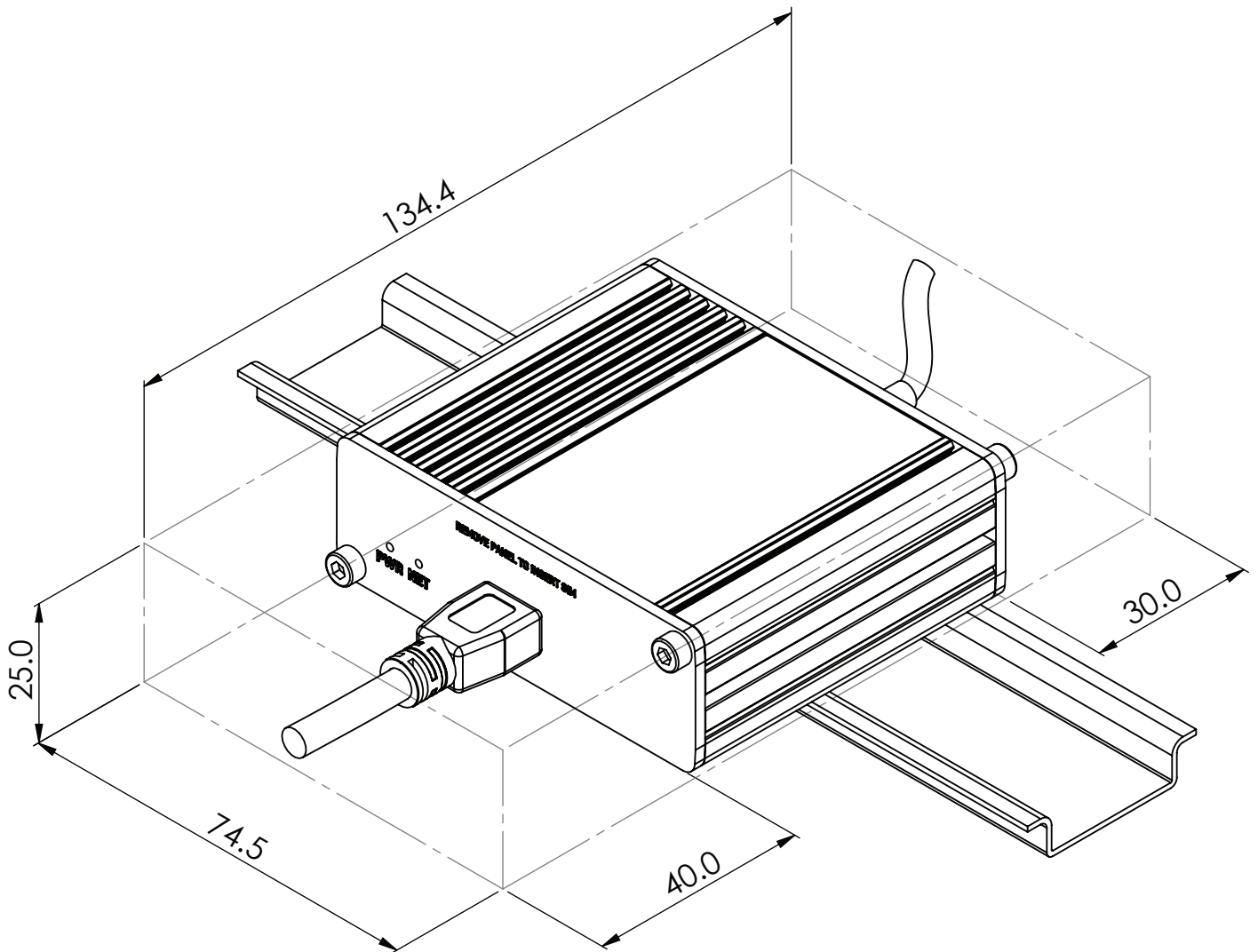
REAR VIEW

The figure below depicts the measurements of TRM250 and its components as seen from the back panel side:



MOUNTING SPACE REQUIREMENTS

The figure below depicts an approximation of the device's dimensions when cables and antennas are attached:



DIN RAIL

The scheme below depicts protrusion measurements of an attached DIN Rail:

