


Data sheet**OpDAT patch cord LC-S APC/LC-S APC OS2**

Page 1/5

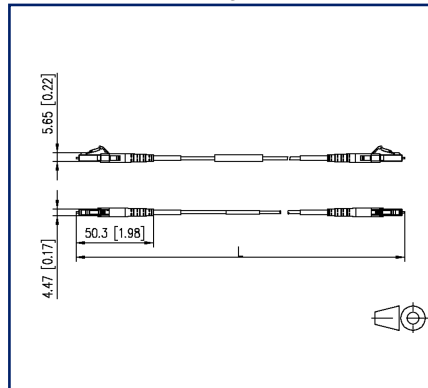
P/N
151P3JAJAXXE

2023/06/12

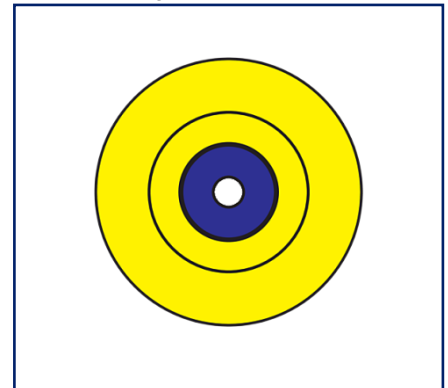
Version: Q

Illustrations

Dimensional drawing



Principle diagram



See enlarged drawings at the end of document

Product specification

- single mode patch cord I-V(ZN)H1 E9/125 OS2
- single mode fiber OS2, E9/125 μm , bend insensitive according to IEC 60793-2-50 type B6_a and B6_b and G.657.A2 and B2, compatible to G.652.D
- outer diameter 2.0 mm
- cable color: yellow
- jacket material LSHF-FR halogen-free with low smoke development, flame retardant
- 100 % tested for insertion loss and return loss
- all patch cords are provided with a serial number

- all available variants can be created with the cable configurator



P | Cabling

Data sheet

Page 2/5

OpDAT patch cord LC-S APC/LC-S APC OS2

P/N
151P3JAJAXXE

2023/06/12

Version: Q

Technical Data

General Data

Fields of application	office areas data center
Mechanical measurement according to MICE	M1
Ingress measurement according to MICE	I1
Climatic measurement according to MICE	C1
Electromagnetic measurement according to MICE	E3
Design	patch cord
Transmission technology	Fiber optic
Color	yellow
Dimensions	
Dimension - Interface 1 (L x W x H)	50.3 mm x 4.47 mm x 5.65 mm
Dimension - Interface 1 (L x W x H)	1.98 in. x 0.176 in. x 0.222 in.
Dimension - Interface 2 (L x W x H)	50.3 mm x 4.47 mm x 5.65 mm
Dimension - Interface 2 (L x W x H)	1.98 in. x 0.176 in. x 0.222 in.
Mode type of the fiber	Singlemode
Fiber class	OS2
Cable Type	Simplex cable
Number of cables/ buffered fibers	1
Shape	APC (Angled Physical Contact)
Fiber construction	9/125 µm
Weight	4.5 kg/km

Connections/interfaces

Connector technology interface 1	LC APC
Connector technology interface 2	LC APC
Ferrule diameter	1.25 mm
Ferrule diameter	0.049 in.

Optical characteristics

Insertion loss	max. 0,3 dB
Return loss	min. 65 dB

P | Cabling

Data sheet

Page 3/5

OpDAT patch cord LC-S APC/LC-S APC OS2

P/N
151P3JAJAXXE

2023/06/12

Version: Q

Technical Data

Mechanical data

strain relief	aramide fibres
Maximum installation load	15 mm
Maximum installation load	0.591 in.

Materials and material properties

Bend insensitivity	yes
Flame retardancy	yes
Halogen free	yes
RoHS	compliant

Environmental conditions

Temperature (min. - max.)	
Temperature - Storage °C	-10 °C - 60 °C
Temperature - Storage °F	14 °F - 140 °F
Temperature - Operating °C	-10 °C - 60 °C
Temperature - Operating °F	14 °F - 140 °F
Temperature - Installation °C	-10 °C - 60 °C
Temperature - Installation °F	14 °F - 140 °F

Standards/Regulations

Generic cabling systems	
General requirements	ISO/IEC 11801
Fibre optic connector interfaces	
	IEC 61754-20
Optical fibers: Indoor optical cables	
Sectional specification for class B single-mode fibres	ISO/IEC 60793-2-50 type B6_a/B6_b
Test on gases evolved during combustion of materials from cables	
Determination of the halogen acid gas content	IEC 60754-1
Determination of acidity (by measuring the pH value) and conductivity	IEC 60754-2
Tests on electric and optical fibre cables under fire conditions	
Test for vertical flame propagation for a single insulated wire or cable	ISO/IEC 60332-1-2
Test for vertical flame spread of vertically-mounted bunched wires or cables	ISO/IEC 60332-3-24
Measurement of smoke density of cables burning	ISO/IEC 61034

P | Cabling

Data sheet

Page 4/5

OpDAT patch cord LC-S APC/LC-S APC OS2

P/N
151P3JAJAXXE

2023/06/12

Version: Q

Technical Data

Standards/Regulations

ITU-T standard ITU-T G.657.A2 and G.657.B2, compatible with ITU-T G.652.D

Classifications

ETIM 7.0 EC001263

ETIM 8.0 EC001263

Packing details

Type of packaging 1 pc(s) / plastic bag

P | Cabling

Data sheet

OpDAT patch cord LC-S APC/LC-S APC OS2

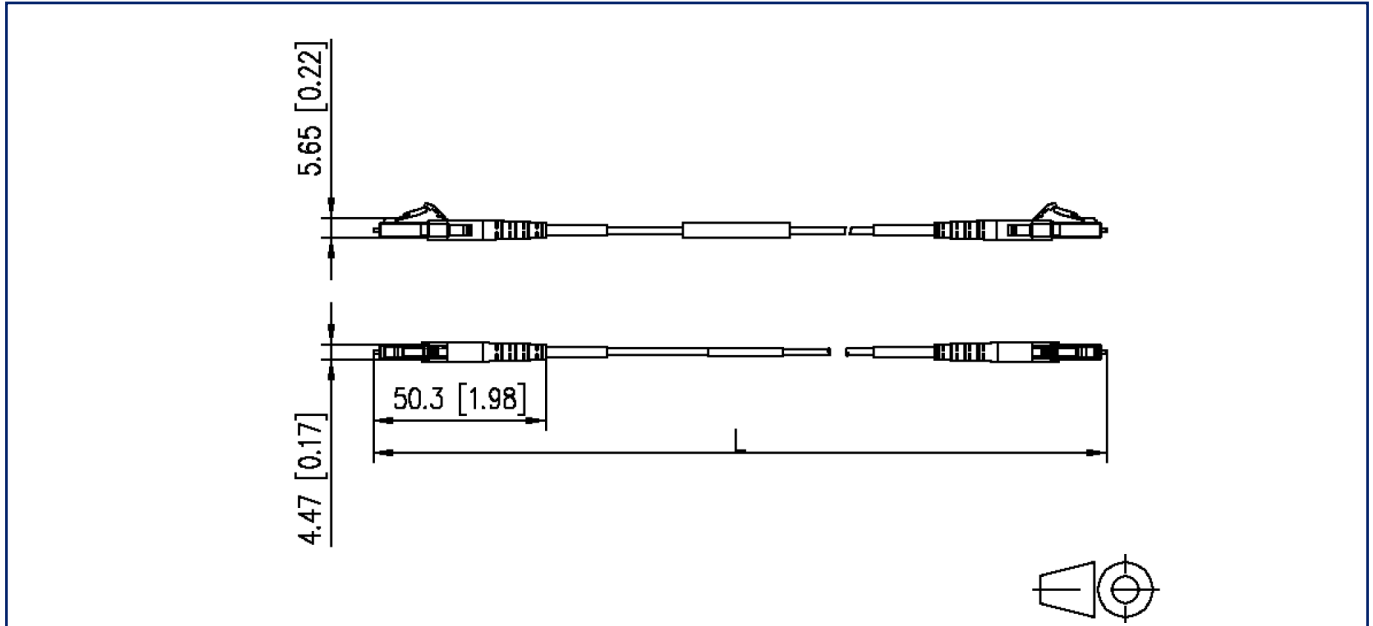
Page 5/5

P/N
151P3JAJAXXE

2023/06/12
Version: Q

Illustrations

Dimensional drawing



Principle diagram

